



Oil electricity and solar power generation time





Overview

NREL considered approximately 3,000 published life cycle assessment studies on utility-scale electricity generation from wind, solar photovoltaics, concentrating solar power, biopower, geothermal, ocean energy, hydropower, nuclear, natural gas, and coal technologies. NREL considered approximately 3,000 published life cycle assessment studies on utility-scale electricity generation from wind, solar photovoltaics, concentrating solar power, biopower, geothermal, ocean energy, hydropower, nuclear, natural gas, and coal technologies. Most electricity is generated with steam turbines that use fossil fuels, nuclear, biomass, geothermal, or solar thermal energy. Other major electricity generation technologies include gas turbines, hydro (water) turbines, wind turbines, and solar photovoltaics. This data is expressed in US dollars per kilowatt-hour. It is adjusted for inflation but does not account for differences in living costs between countries. Data source: IRENA (2025); IRENA (2024) - Learn more. Despite elevated geopolitical tensions and economic uncertainty, this tenth edition of the IEA's World Energy Investment shows that capital flows to the energy sector are set to rise in 2025 to USD 3.2 trillion is going collectively to. Different methods of electricity generation can incur a variety of different costs, which can be divided into three general categories: 1) wholesale costs, or all costs paid by utilities associated with acquiring and distributing electricity to consumers, 2) retail costs paid by consumers, and 3). The quantity of electricity generated in the US by all sources, from natural gas to rooftop solar, rose by 3.1% in 2024 from 2023 to a record of 4,304,039 gigawatt-hours (GWh), according to data from the EIA today. This is now clearly a breakout in demand, after 14 years of stagnation, from 2007. Since the National Renewable Energy Laboratory (NREL) published original results from the Life Cycle Assessment Harmonization Project (Heath and Mann 2012), it has updated estimates of electricity generation GHG emissions factors as part of several recent studies.



Oil electricity and solar power generation time




[Life Cycle Greenhouse Gas Emissions from Electricity Generation ...](#)

Published estimates of life cycle GHG emissions for biomass, solar (photovoltaics and concentrating solar power), geothermal, hydropower, ocean, wind (land-based and offshore), nuclear, oil, and coal ...


World electricity generation since 1900

From 1900 to 2022, global electricity generation grew remarkably from 66.4 TWh to 29,165 TWh. Fossil fuels maintained a stable share of around 60% throughout this period, while renewables ...




[Executive summary - World Energy Investment 2025 - Analysis](#)

Spending on low-emissions power generation has almost doubled over the past five years, led by solar PV. Investment in solar, both utility-scale and rooftop, is expected to reach USD 450 billion in 2025, ...



Levelized cost of energy for renewables, World

The average cost per unit of energy generated across the lifetime of a new power plant. This data is expressed in US dollars per kilowatt-hour. It is adjusted for inflation but does not account for ...



[How Is Electricity Generated? Complete Guide To Power Generation ...](#)

Discover how electricity is generated through coal, nuclear, solar, wind, and other methods. Complete guide with diagrams, statistics, and expert insights for 2025.

Cost of electricity by source

Short-term fluctuations in fuel prices can have significant effects on the cost of energy generation in natural gas and oil fired power plants and to a lesser extent for coal fired power plants.



[CarbonMonitor-Power near-real-time monitoring of global power](#)

We constructed a frequently updated, near-real-time global power generation dataset: CarbonMonitor-Power since January, 2016 at national levels with near-global coverage and hourly-to ...




Electricity in the U.S.



The three major categories of energy for electricity generation are fossil fuels (coal, natural gas, and petroleum), nuclear energy, and renewable energy. Most electricity is generated ...



- ✓ TELECOM CABINET
- ✓ BRAND NEW ORIGINAL
- ✓ HIGH-EFFICIENCY



[Demand for Electricity Takes Off. US Power Generation by Source in ...](#)

Generation from all renewables combined - wind, solar, hydro, geothermal, and biomass - rose by 3.1% to a record 1,061,258 GWh, driven by surging generation from wind (+7.7%) and ...

Power Sector Evolution , US EPA

This webpage describes the changes in the power sector over time in the United States.





Contact Us

For catalog requests, pricing, or partnerships, please visit:

<https://firmaskrzypek.pl>

Phone: +48 22 426 71 90

Email: info@firmaskrzypek.pl

Scan the QR code to access our WhatsApp.

