



Germany electricity consumption





Overview

In 2008, power from coal supplied 291 TWh or 46% of Germany's overall production of 631 TWh, but this dropped to 118 TWh (24%) in 2020. In 2010 Germany was still one of the world's largest consumers of at 4th place behind (2,733 TWh), (2,133 TWh) and (569 TWh). By 2019 it had fallen to 8th, behind smaller countries such as and .



Germany electricity consumption



Germany Electricity consumption

Germany: Electricity consumption, billion kilowatthours: The latest value from 2023 is 519.69 billion kilowatthours, an increase from 512.19 billion kilowatthours in 2022. In comparison, the world ...

SMARD , Evaluation of last year

2 January 2025 - Electricity consumption (grid load) in Germany in 2024 was up 0.9% and generation down 4.2% compared to the previous year. Renewables' share of generation was 59.0%.



Germany

Many of us want an overview of how much energy our country consumes, where it comes from, and if we're making progress on decarbonizing our energy mix. This page provides the data for your ...

Germany

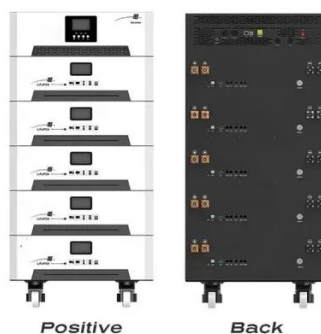
Overview
Energy Consumption and Generation
Energy Imports
Energy Policy
Opportunities
Resources
Energy consumption: Germany is the largest energy consumer in Europe followed by France and the U.K. As of 2022, primary energy consumption amounted to 11,769 Petajoules, with more than 75% coming from fossil



sources, as well as 17.2% from renewables and 3.2% from nuclear energy. Energy consumption is still noticeably lower than before the outbreak See more on trade.govAG Energiebilanzen e. V.[PDF]

Energy Consumption

In 2024, 26.3 billion kWh (95 PJ) more electricity flowed from foreign countries into Germany than flowed from Germany into neighboring countries. For the second time in a row, this made Germany a net ...



Energy Consumption

In 2024, 26.3 billion kWh (95 PJ) more electricity flowed from foreign countries into Germany than flowed from Germany into neighboring countries. For the second time in a row, this made Germany a net ...

Electricity sector in Germany

Germany is a major electricity producer and consumer. It has the largest economy in the European Union. The country produced 488.5 TWh of electricity in 2024, [1] with 59.4% from renewable energy ...



Germany

Germany is the largest energy consumer in the European Union followed by France and Italy. High energy prices have been a challenge for industry and private consumers in recent years.



Germany

Electricity production tends to closely match demand, which in turn is driven by economic and population growth and changes to the structure of the economy.



48V 100Ah

[Bundesnetzagentur publishes 2024 electricity market data](#)

Initial calculations made by the Working Group on Renewable Energy Statistics (AGEE-Stat) at the German Environment Agency (UBA) in December 2024 put renewables' share of gross ...

Electricity sector in Germany


Overview
Mode of production
International electricity trade
Electricity prices
Transmission network
External links

In 2008, power from coal supplied 291 TWh or 46% of Germany's overall production of 631 TWh, but this dropped to 118 TWh (24%) in 2020. In 2010 Germany was still one of the world's largest consumers of coal at 4th place behind China (2,733 TWh), USA (2,133 TWh) and India (569 TWh). By 2019 it had fallen to 8th, behind smaller countries such as South Korea and South Africa.




Electricity in Germany

Discover all statistics and data on Electricity in Germany now on statista !



[Germany's energy consumption and power mix in charts](#)

This factsheet provides a range of charts (and data links) about the status of Germany's energy mix, as well as developments in energy and power production and usage since 1990.





Contact Us

For catalog requests, pricing, or partnerships, please visit:

<https://firmaskrzypek.pl>

Phone: +48 22 426 71 90

Email: info@firmaskrzypek.pl

Scan the QR code to access our WhatsApp.

