




# 60MW wind power annual generation





## Overview

---

Once the project is fully completed and put into operation, the annual online power generation is expected to exceed 143 million KWh, which is equivalent to supplying clean and renewable energy to the local and surrounding areas, effectively alleviating the pressure on traditional. Once the project is fully completed and put into operation, the annual online power generation is expected to exceed 143 million KWh, which is equivalent to supplying clean and renewable energy to the local and surrounding areas, effectively alleviating the pressure on traditional. Annual electricity generation from wind is measured in terawatt-hours (TWh) per year. This includes both onshore and offshore wind sources. Data source: Ember (2026); Energy Institute - Statistical Review of World Energy (2025) - Learn more about this data Measured in terawatt-hours. Ember (2026); • Brazil becomes second largest market and joins top 5 wind power nations The full report as of 23 April 2025 can be downloaded here as PDF file Bonn (WWEA) - In 2024, new wind turbine installations fell far short of expectations, reaching 121'305 Megawatt, slightly less than in 2023, when 121'465. China is the largest producer of wind power in the world, having generated 466. 5 terawatt hours (TWh) of wind power in 2021, more than 29% of the global total of 1,596. 4 TWh produced during the year. 40 TWh of wind. On July 21, 2024, Potou Township held a grand groundbreaking ceremony for the China National Nuclear Huineng Mianchi 60MW wind power project, marking the official entry of the project into the construction stage. High wind speeds. As of the end of 2024, China had cumulatively installed over 561 gigawatts of wind energy, in comparison to 154 gigawatts of wind energy installed in the United States. Electricity can be generated by.



## 60MW wind power annual generation




### The Status and Prospects of Offshore Wind in China

China's floating offshore wind prototypes The global deep-sea floating offshore wind is still in the pilot demonstration stage. By the end of Sept. 2024, 5 semi-submersible wind turbines have been ...

### Wind Energy Factsheet

Annual global onshore wind installations surpassed 100 GW for the first time in 2023, while the U.S. experienced a slowdown. 10.8 GW of offshore wind capacity was added worldwide, a 24% increase ...




### Installed wind energy capacity

Cumulative installed wind energy capacity including both onshore and offshore wind sources, measured in gigawatts (GW).



### Wind power generation, 2025

Wind power generation, 2025 Annual electricity generation from wind is measured in terawatt-hours (TWh) per year. This includes both onshore and offshore wind sources.



### [China National Nuclear Huineng Mianchi 60MW wind power project ...](#)

The project has a planned installed capacity of up to 60MW and adopts advanced wind power generation technology, aiming to make full use of the unique natural conditions of Potou ...



## Wind Energy Factsheet

Horizontal axis wind turbines (HAWT) are the predominant design, featuring blades (usually three) symmetrically mounted to a hub connected via a shaft to a gearbox and generator.



## Global Statistics

These countries demonstrate that the world as a whole can achieve a 40-50% share of wind power in total electricity generation, as outlined by the WWEA in a long-term scenario.

### [Global cumulative installed capacity of](#)



## [wind power 2024, Statista](#)

China is by far the largest installer of wind power in the world, more than tripling the second-ranked United States. As of the end of 2024, China had cumulatively installed over 561



## [Total Installed Global Wind Energy Capacity Grew to 906 GW.](#)

In total, 60 GW of onshore wind capacity is expected to be added in the next five years in North America, of which 92% will be built in the US and the rest in Canada.

## **Wind Power by Country 2026**

Also includes information on each country's actual yearly production of wind-generated electricity, as well as the amount of electricity generated in offshore wind farms as compared on onshore farms.





## Contact Us

---

For catalog requests, pricing, or partnerships, please visit:

<https://firmaskrzypek.pl>

Phone: +48 22 426 71 90

Email: [info@firmaskrzypek.pl](mailto:info@firmaskrzypek.pl)

Scan the QR code to access our WhatsApp.

